




May Flower, © Carol Doak 2015...6" x 6" finished size



One Square
Make, 36 for quilt




Make 6 for quilt

Cutting List for One Square And 36 Squares for Quilt:

Fabric	No. to Cut for 1 Square	No. to Cut for 36 Squares for quilt	Size to Cut	Location
Yellow	1	18	3 1/2" x 3 1/2" [1]	9
Light pink	1	36	1 1/2" x 2"	1
Pink	1	36	1 3/4" x 2 3/4"	4
Purple	1	36	1 3/4" x 3 3/4"	5
Green 1	1	36	1 3/4" x 5 3/4"	20
	1	36	1 3/4" x 3 3/4"	10
Green 2	1	36	1 3/4" x 6 3/4"	21
	1	36	1 3/4" x 4 3/4"	11
Green 3	2	72	1 3/4" x 5"	15, 16
Black	1	18	3 1/4" x 3 1/4" [1]	17
	1	36	2 1/2" x 2 1/2" [1]	6, 14
	2	72	2" x 2"	2, 3
	4	144	1 3/4" x 4 1/4"	12, 13, 22, 23
	4	144	1 1/2" x 3 1/4"	7, 8, 18, 19


Yardage:

- Yellow - 1/4 yd.
- Light pink - 1/8 yd
- Pink - 1/4 yd.
- Purple - 1/4 yd.
- Green 1 - 2/3 yd
- Green 2 - 2/3 yd
- Green 3 - 1/2 yd
- Black - 2 yds.



Finished Size: 44" x 44"

Border Green: Cut 2, each 4 1/2" x 36 1/2" for side borders and cut 2, each 4 1/2" x 44 1/2" for top and bottom borders.
Additional fabric for binding.



Design Idea