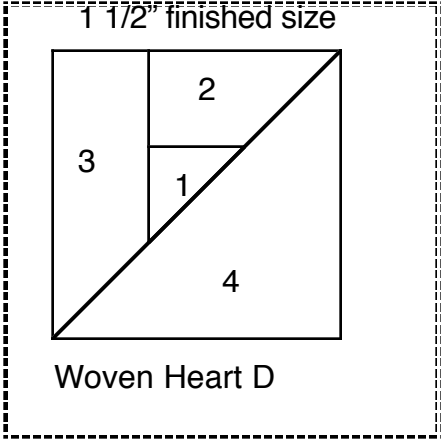
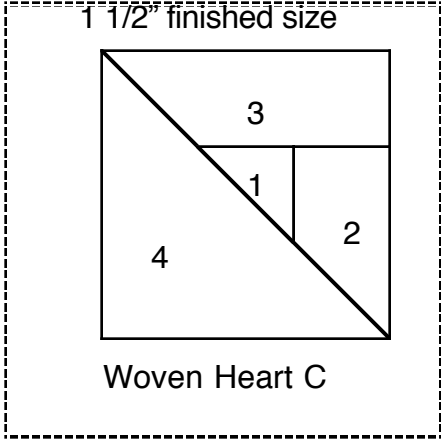
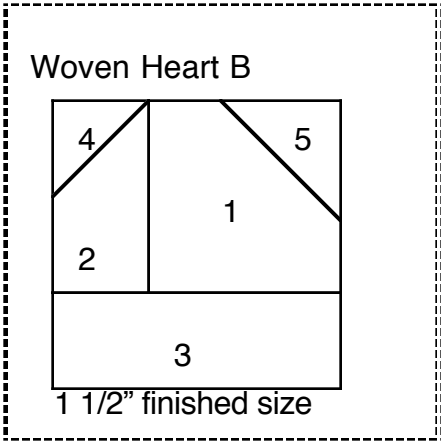
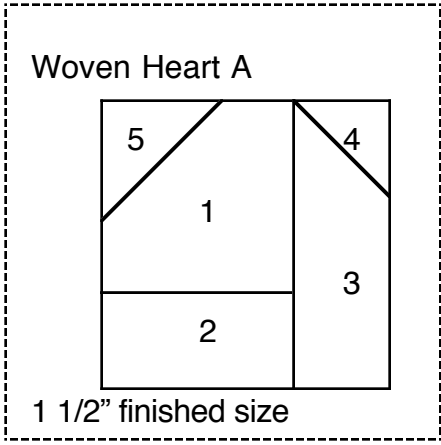
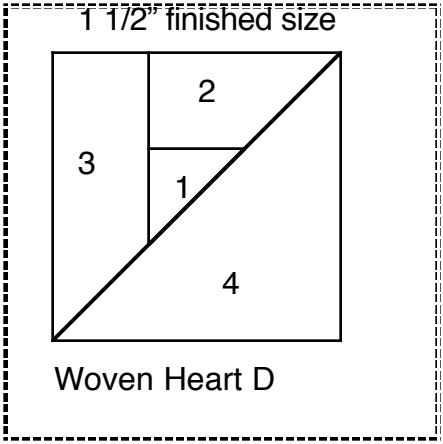
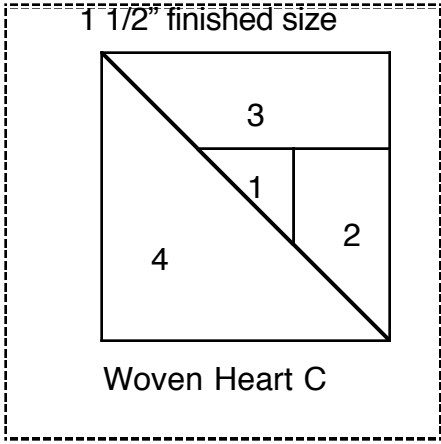


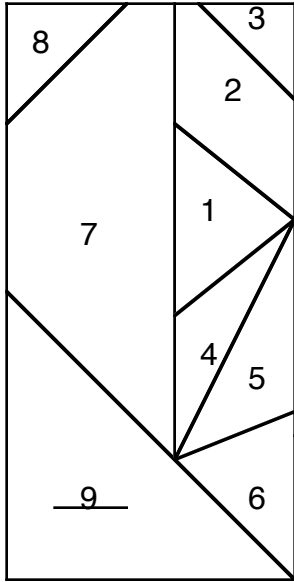
Woven Heart

Finished size of completed heart is 3"
Use the Add-An-Eighth ruler.

Please Note: These blocks have a 1/2" outer seam allowance so they can be used in the Carol Doak Keepsake Cards.

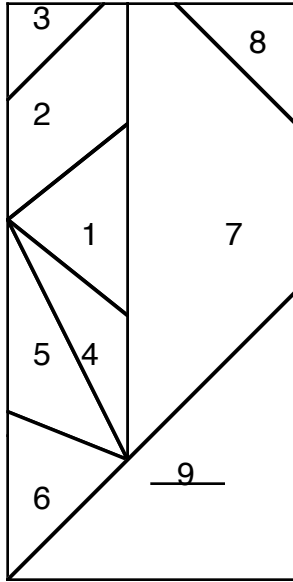


Bow Heart A

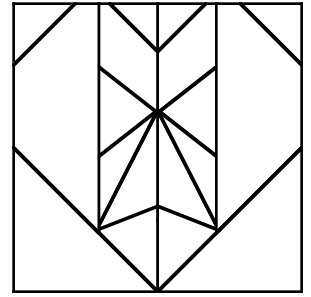


1 1/2" x 3" finished size

Bow Heart B



1 1/2" x 3" finished size

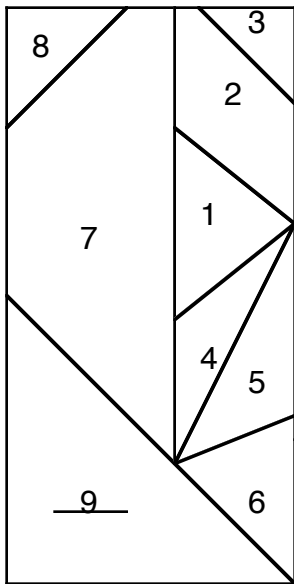


Bow Heart

Finished size of completed heart is 3"
Use the Add-An-Eighth ruler.

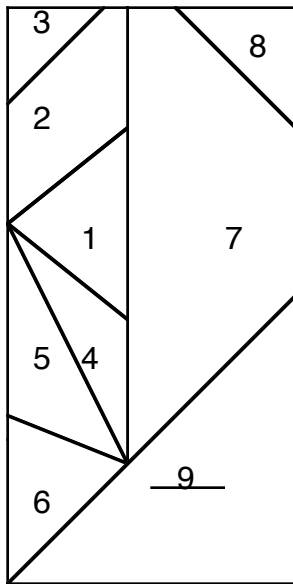
Please Note: These blocks have a 1/2" outer seam allowance so they can be used in the Carol Doak Keepsake Cards.

Bow Heart A

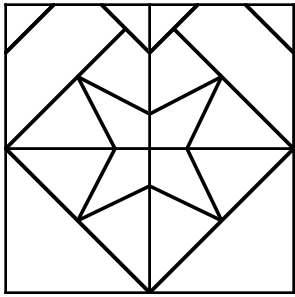
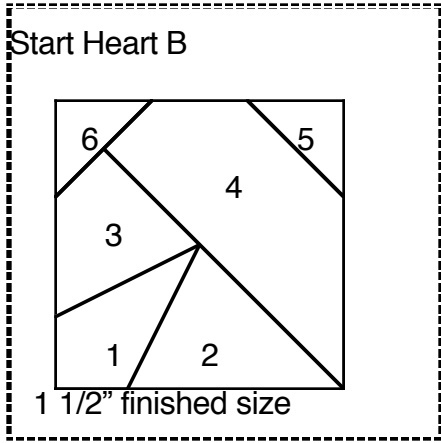
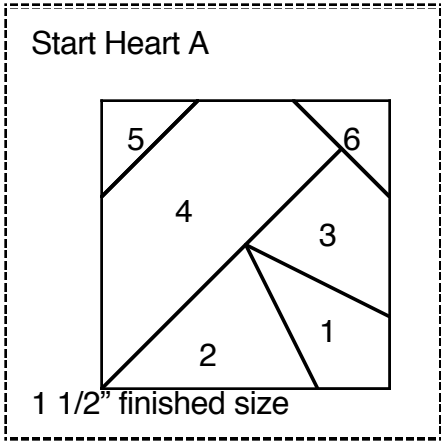


1 1/2" x 3" finished size

Bow Heart B

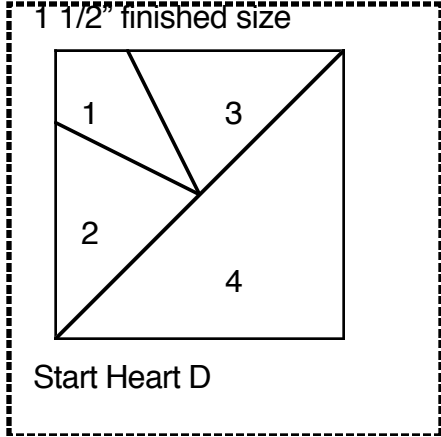
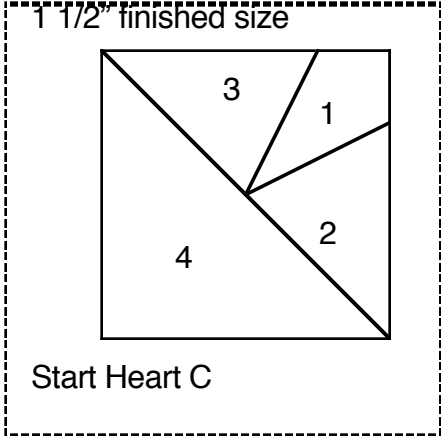


1 1/2" x 3" finished size

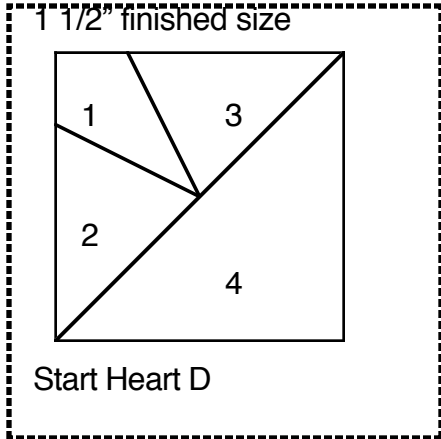
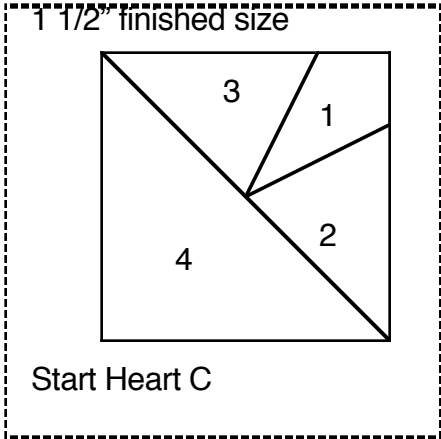
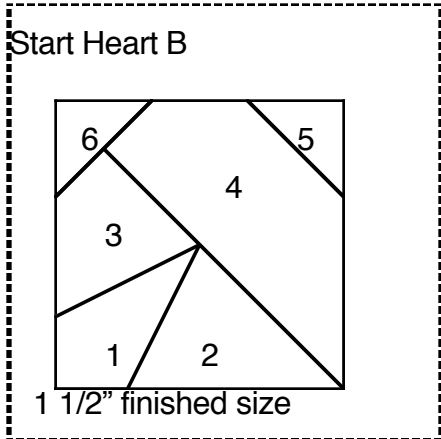
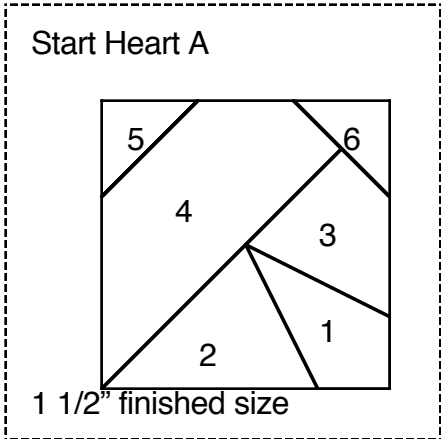


Star Heart







Finished size of completed heart is 3"
Use the Add-An-Eighth ruler.







Please Note: These blocks have a 1/2" outer seam allowance so they can be used in the Carol Doak Keepsake Cards.

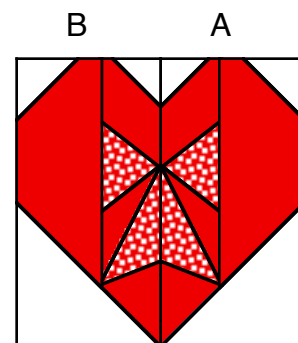





Cutting Lists

Fabric	No. to Cut	Size to Cut	Location
	1	3" x 3" [1]	4C, 4, D
	2	2 1/4" x 2 1/4" [1]	4A, 4B, 5A, 5B
	2	2" x 2"	1A, 1B
	1	2" x 2" [1]	1C, 1D
	2	1 1/4" x 2 1/2"	2B, 3D
	2	1 1/4" x 2 1/2"	2A, 3B
	2	1 1/4" x 2 1/2"	3C, 2D
	2	1 1/4" x 2 1/2"	3A, 2C



Fabric	No. to Cut	Size to Cut	Location
	1	3" x 3" [1]	9A, 9B
	2	2 1/4" x 2 1/4" [1]	3A, 3B, 8A, 8B
	2	1 3/4" x 1 3/4"	1A, 1B
	2	1" x 2 1/2"	5A, 5B
	2	2" x 3 1/2"	7A, 7B
	2	1 3/4" x 1 3/4"	6A, 6B
	4	1 1/4" x 2"	2A, 2B, 4A, 4B



Fabric	No. to Cut	Size to Cut	Location
	1	3" x 3" [1]	4C, 4D
	2	2" x 2" [1]	5A, 5B, 6A, 6B
	4	1 1/4" x 2"	1A, 1B, 1C, 1D
	8	2" x 2"	2A, 2B, 2C, 2D, 3A, 3B, 3C, 3D
	2	1 1/4" x 2 3/4"	4A, 4B

